

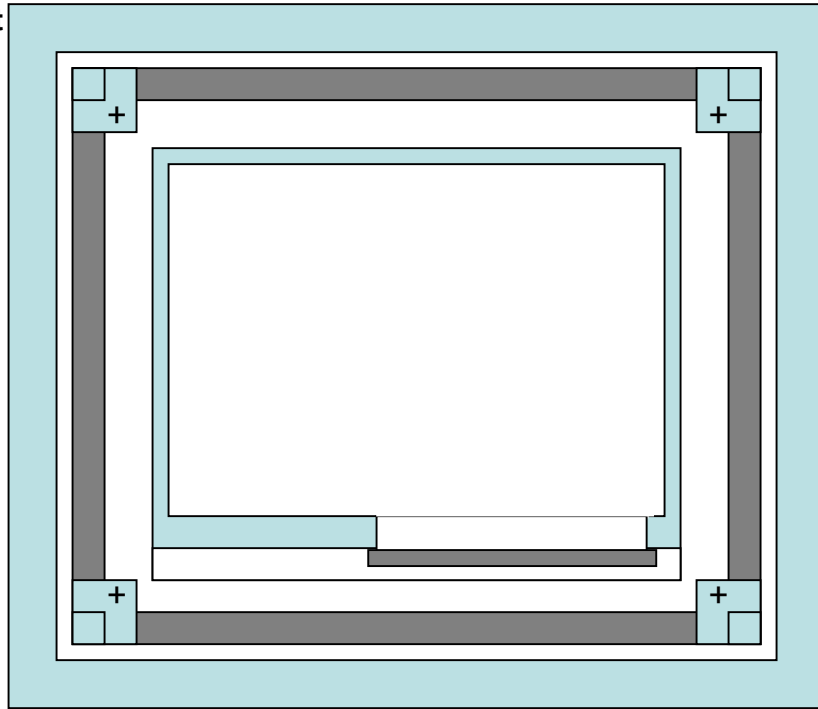
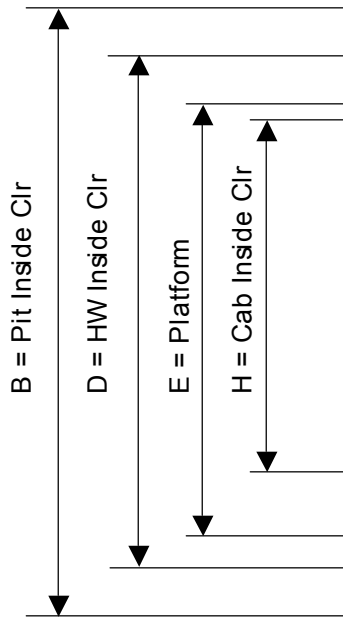
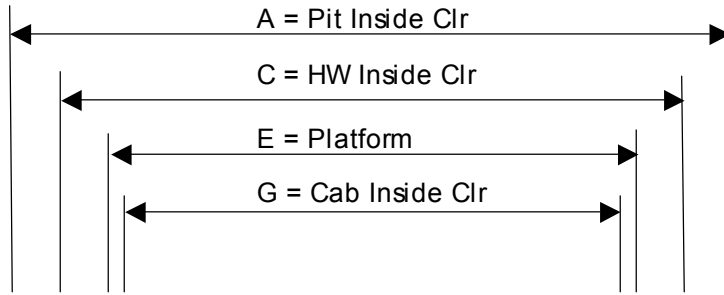


**MODULAR
ELEVATOR
MANUFACTURING**

(818) 792-4554

sales@modularelevator.net

www.modularelevator.net



HYDRAULIC
Direct Plunger or Holeless



CAPACITY	COMPLIANCE	HW	Clear Pit		Inside Hoistway		Outside Platform		Inside Cab		Door	
			WIDTH	DEPTH	WIDTH	DEPTH	WIDTH	DEPTH	WIDTH	DEPTH	WIDTH	TYPE
			A	B	C	D	E	F	G	H	DO	
2000R	ADA	HW-1	8'-5"	7'-9"	7'-3 3/4"	6'-9"	6'-0"	5'-8 3/4"	5'-8"	4'-3"	3'-0"	SSSO
2500	ADA	HW-1	8'-5"	7'-9"	7'-3 3/4"	6'-9"	6'-0"	5'-8 3/4"	5'-8"	4'-9"	3'-0"	SSSO
2500R	ADA	HW-2	9'-5"	7'-9"	8'-3 3/4"	6'-9"	7'-0"	5'-8 3/4"	6'-8"	4'-9"	3'-6"	SSSO
3000	ADA	HW-2	9'-5"	7'-9"	8'-3 3/4"	6'-9"	7'-0"	5'-8 3/4"	6'-8"	4'-9"	3'-6"	SSSO
3500	GURNEY	HW-3	10'-0"	7'-9"	8'-10 3/4"	6'-9"	7'-0"	6'-0"	6'-8"	5'-5"	3'-6"	SSSO
3500W	GURNEY	HW-3	10'-0"	7'-9"	8'-10 3/4"	6'-9"	7'-4"	5'-8 3/4"	7'-4"	4'-9"	4'-0"	SSSO
4000	GURNEY	HW-3	10'-0"	8'-3 1/2"	8'-10 3/4"	6'-9"	7'-4"	6'-0"	7'-4"	5'-5"	4'-0"	CO
4000R	GURNEY	HW-4	10'-0"	8'-3 1/2"	8'-10 3/4"	7'-6 1/2"	7'-4"	6'-5"	7'-4"	4'-9"	4'-0"	SSSO

Information is for reference purposes only. All dimensions subject to verification.
Modular Elevator Manufacturing, Inc., P.O. Box 3998, Chatsworth, CA 91313